Facilities & Energy Services

AggieWorks – Logging in Using Private Mode

AggieWorks
aggieworks.tamu.edu

- If Single Sign-On (SSO) behaves in a way that is unexpected and an error message is not displayed, then most likely there is a compatibility issue with the browser being used.
    - Before contacting your Department Administrator to report an issue, retry your actions using a different web browser — or by opening a "New Incognito Window."

Signing in to AggieWorks or AssetWorks AIM Using Azure/NetID

- To login to AggieWorks, or AssetWorks AIM, you will need to start a new browser session that is separate from your normal browser. The following steps are for the different browsers:
- If you are in **Google Chrome**, begin by clicking on the three dots on the top right of the browser, and select "New Incognito Window."
- A separate browser window will appear, indicating that you are using the "Incognito" function of Google Chrome.

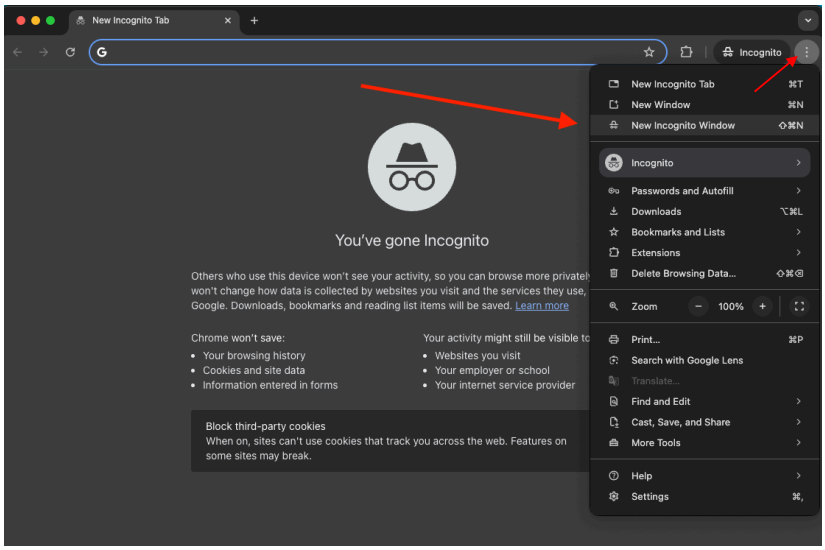

- If you are in **Mozilla Firefox**, you will use "New Private Window."

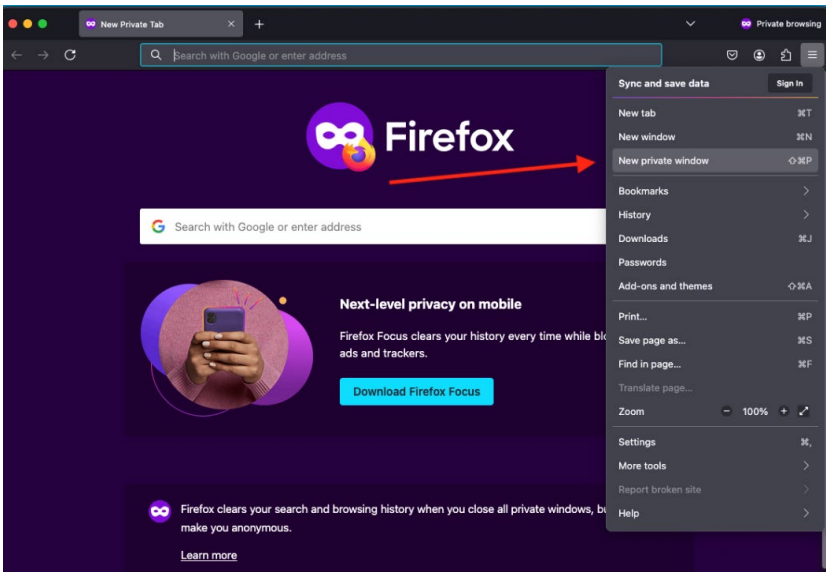

- If you are in **Microsoft Edge**, you will use "New InPrivate window."

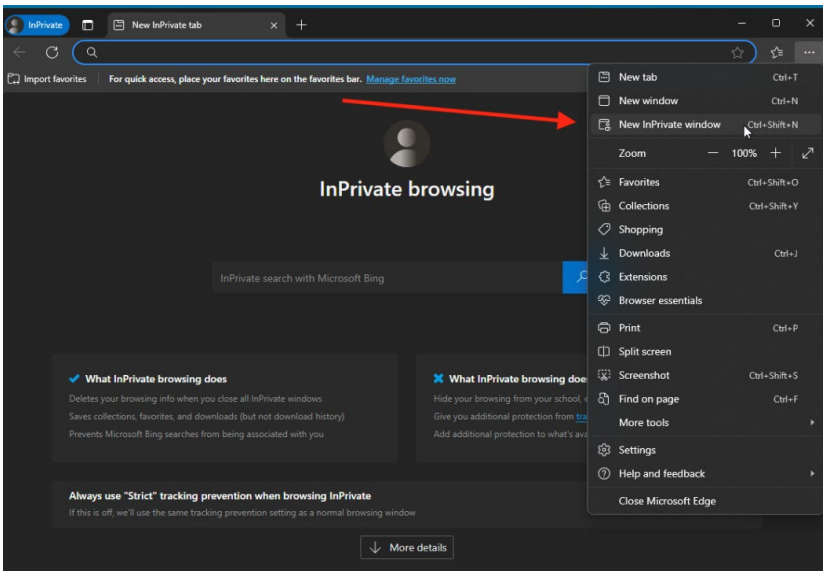

- Once you have launched a new browser session, type "https://aggieworks.tamu.edu" in your address bar and follow the login process.

Example: Google Chrome with New Incognito Mode for AggieWorks.

- The following images demonstrate the process for using "New Incognito Window" from Google Chrome with AggieWorks.

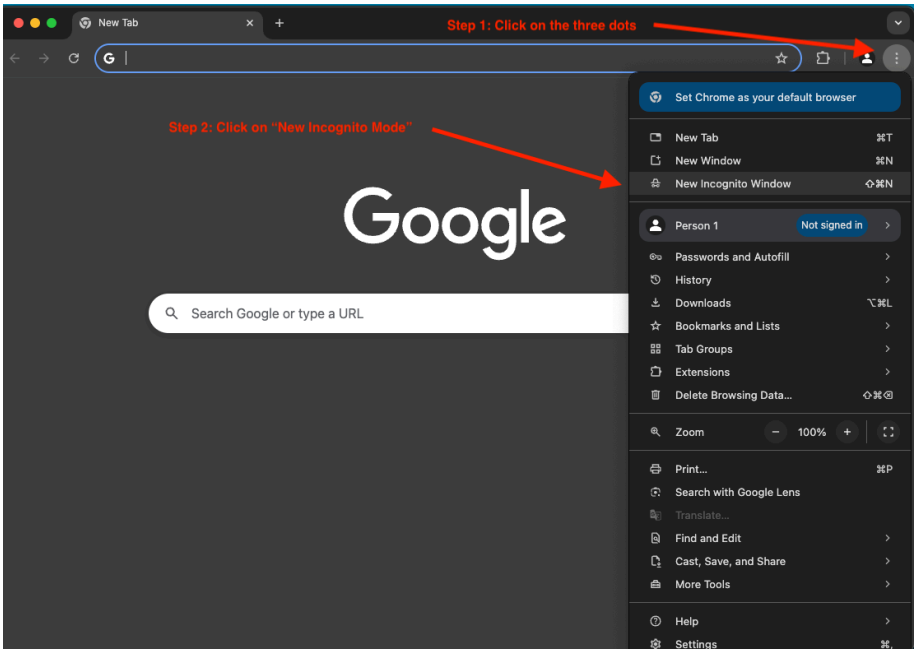

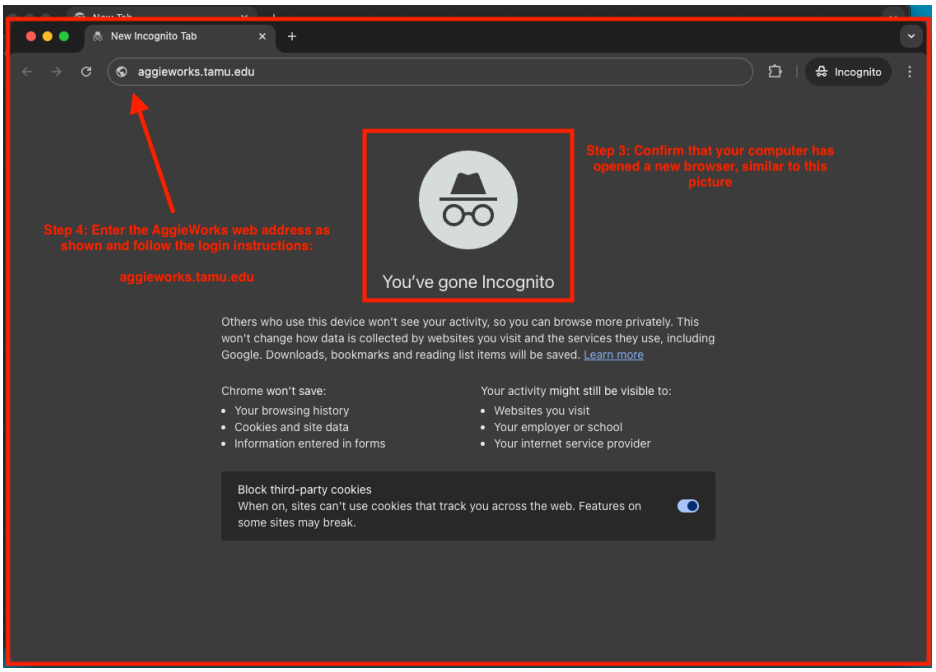

Using a Different Azure Login for AggieWorks or AssetWorks AIM

- If you normally use Microsoft Azure to access other Office 365 and applications on your organization's network, but need to access AssetWorks AIM, you will need to sign in using a different Azure login method. This is because AssetWorks AIM uses a separate Azure configuration that requires an additional login step.

Why Do I Need to Sign in Again?

- Even though you have already signed in to your organization's network using your normal Azure login, the session cookies for AggieWorks or AssetWorks AIM are stored separately and have a limited duration. This means that when you open AssetWorks AIM, it will not automatically recognize your existing Azure login.

- From this point forward, you will login to the AggieWorks system as you usually would — by typing in *aggieworks.tamu.edu* in the web address bar and following the prompted sign-in instructions.

- For more information about Logging in Using Private Mode, please refer to this video for step-by-step instructions.

AggieWorks – Logging in Using Private Mode
YouTube Link: https://www.youtube.com/watch?v=gINRCR_NEag

Questions?
Contact AggieWorks Support at *aggieworks@tamu.edu*, or 979-458-550. For urgent facilities-related needs, contact the Customer Service Center: 979-845-4311.